

## CREATE At-Home Art Activities for Kids & Families

### Line & Texture

#### ***A Silver Menagerie: The Betty Grisham Collection of Silver Animals***

##### Gianmaria Buccellati's ***Swan***

Featuring selections from the museum's collection of exquisite silver creations designed and fabricated in Italy by the luxury jewelry firm of Buccellati, and generously donated by Betty Grisham of Huntsville is the outstanding permanent collection, *Buccellati: A Silver Menagerie*. Due to Mrs. Grisham's remarkable vision and support, the Huntsville Museum of Art can claim to have the world's largest public collection of these unique works of art.

Gianmaria Buccellati was part of a family of goldsmiths active in Milan, Italy since the mid-18<sup>th</sup> century, when Contardo Buccellati operated a store in Via Degli Orafi (Goldsmith's Street). Mario Buccellati, Gianmaria's father, founded the present House of Buccellati in 1919 and was the originator of what is known as the "Buccellati style" – Renaissance period techniques, the combination of luxury materials and extensive use of texture engraving to create unique objects such as the *Silver Animals*.

Gianmaria carried on the Buccellati tradition designing and creating fine jewelry and signature silver animals that replicate creatures from earth, sea and sky. He invented a new technique of capturing details like feathers, fur or different types of skin on each creature. It is called *lavorazione a pelo* or "hair-like workmanship." An animal reproduced *a pelo* is the result of welding many silver hairs or feathers that displays the appearance of a natural coat.



Gianmaria Buccellati (1929-2015) ***Swan***, 2000, 925 sterling, 20.25 x 29 x 13 inches, Gift of Mrs. Betty Grisham

In this **At-Home Art Activity for Kids & Families**, we'll go through step-by-step on how to create a metal (*repoussé*) work of art inspired by Buccellati's **Swan**, 2000.

**Let's Begin:**

- What kinds of lines can you find? straight, diagonal, curvy, zigzag
- Is the surface of the sculpture of the swan smooth or rough? What type of material did the artist use in creating this sculpture?

**Materials:**

Pencil (Make sure that the pencil tip is dull!)

10 x 10 inches sheet of drawing paper

10 x 10 inches piece of cardboard



12 x 12 inches piece of regular aluminum foil

Scotch tape


Scissors

**Art Activity Instructions:**

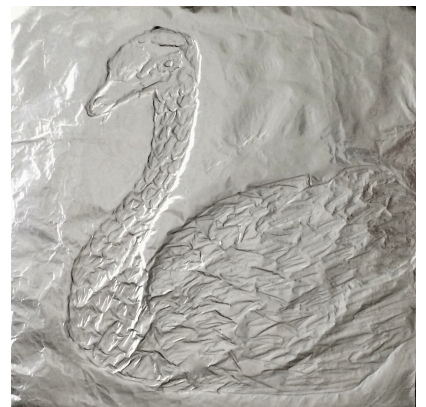

1. Using the swan template below, draw the swan onto your 10 x 10 inches sheet of drawing paper using your pencil.



2. Place the 12 x 12 inches piece of aluminum foil face down. Then place the 10 x 10 inches piece of cardboard on top. Use Scotch tape to adhere the edges of the aluminum foil around the edge of the piece of cardboard. Flip over the covered piece of cardboard with the aluminum foil side up. Place your drawing of the swan on top. Use light pressure to trace the shape of the swan with your dull pencil tip. Look under the paper, you should see your tracing line on the aluminum foil. See below.



3. Next, begin adding detail of the feathers on the swan's neck and body. See examples on the next page of different use of lines and textures to incorporate into your *repoussé* masterpiece. **All done!**





Optional: Share your artwork on Twitter @HSVmuseumArt or Instagram with #hsvmuseum; #HeARTforHSV

**Art Terms:**

*Sculpture*: a figure with length, width and depth.

*Repoussé*: method of decorating metals in which parts of the design are raised in relief from the back or the inside of the artwork by means of hammers and punches. The name *repoussé* is derived from the French *pousser*, “to push forward.”

*Texture*: element of art that refers to the way things feel or look as if you could feel if touched – rough, smooth, sticky, fuzzy, soft or slick. See next page.

*Line*: vertical, horizontal, diagonal, zigzag, and curved lines. ... A line in art is defined as a point moving in space.




Detail: Wing



Detail: Neck



Detail: Back



Drawing  
Example  
Feathers

Gianmaria Buccellati ~ *“I wanted to find a method that had never been done before, one that could reproduce nature more exactly, with realistic details of feathers and fur”.*

Reference: ***A Silver Menagerie: The Betty Grisham Collection of Buccellati Silver Animals*** © 2006.



Huntsville Museum of Art

300 Church Street SW  
Huntsville, Alabama 35801

Learn more about the Museum’s educational programs at [hsvmuseum.org](http://hsvmuseum.org).



# Visual Texture

Visual texture is the way an object looks as it would feel if it could be touched.

Examples:

Rough



Rocky



Soft



Wet



Sandy



Furry/Hairy



Bumpy



Fluffy



Slick



Woven



Prickly



Scaly



Pointy



Flaky

